

Red Hill 2025 Annual Drinking Water Report

Includes Water Testing for 2024





CONTENTS

Successfully Meeting Water Quality Challenges	3
ACSA Board of Directors	4
Your Water Supply & Treatment	5
Water Treatment for Corrosion Control	5
Water Quality Standards	6
Internal Issues of Mold	6
Per- and Polyfluoroalkyl Substances (PFAS)	7
Revised Lead and Copper Rule	9
Lead in Drinking Water	11
Cryptosporidium	11
Fluoride	12
UCMR 5	13
Potential Health Risks Associated With These Contaminants	14
What If I Am Immunocompromised?	16
2024 Water Quality Test Results	17
What Do All the Numbers Mean?	21
Footnotes	21
Definitions	22



Successfully Meeting Water Quality Challenges

Dear Customer,

On behalf of Albemarle County Service Authority (ACSA), thank you for being an important part of our community's water utility service network. As a fellow Albemarle resident, I — along with the rest of the ACSA team — am happy to serve you by providing safe, reliable drinking water to your home or business.

As you may assume, the process of getting water from its natural source to your tap is quite challenging. It requires top-notch infrastructure, a knowledgeable and skilled team, and a true passion from everyone involved. Thankfully, ACSA has all of that. As a result, the water we provide Albemarle residents — in collaboration with our partners, Rivanna Water and Sewer Authority (RWSA), and the Virginia Department of Health (VDH) — is among the cleanest, safest and most reliable you'll find in Virginia.

In addition to providing water and sewer services to our community, we also believe in informing and educating our residents about what safe, clean water means; the importance of water conservation; and the processes behind what we do. As such, the enclosed water quality report not only details exactly what's in your drinking water. It also explains how to read the report, shares ways to conserve water and lower your monthly bill, and describes how we treat your water as it makes its way from our natural sources to your tap.

Another way we serve Albemarle is through regular maintenance and upgrades to our water infrastructure, which are funded by the fees we collect from customers. This is an important part of our mission, as regulations that define what clean, safe water is — as set by environmental organizations like the EPA — may change over time. New threats — such as the “forever chemicals” known as PFAS or updated testing standards for copper and lead — may also emerge, warranting new testing and treatment procedures. The ACSA team prides itself on staying up to date on all of these changes, quickly addressing and treating potential threats, and keeping contaminants at or below standards for what organizations like the EPA consider a “toxic threshold.”

Our water quality report includes all information related to those testing results and actions taken by ACSA. You can also find these details on our recently revamped website at www.ServiceAuthority.org, where we offer water conservation tips and information on our rebate programs, like the rain barrel or low-flow toilet programs. These initiatives can help you save money through lower water bills and cash-back bonuses for environmentally friendly improvements to your home.

Lastly, we are in the midst of a five-year strategic plan that uses input from our customers and employees to prioritize our short and long-term organizational work as we strengthen our infrastructure. Details about that plan are available on our website.

The ACSA is committed to providing you with this water quality report because informed customers are our best allies. If you wish to receive a printed copy of the report, contact Tim Brown at (434) 977-4511, Ext. 119 or at tbrown@serviceauthority.org. Thank you again for being our customer.

Quin Lunsford

Quin Lunsford, Executive Director



ACSA Board of Directors

Richard Armstrong, Chair - Scottsville District
Charles Tolbert, Vice Chair - Jack Jouett District
Dr. Lizbeth Palmer - Samuel Miller District
John Parcels - White Hall District
Clarence Roberts - Rivanna District
Kimberly Swanson - Rio District

The ACSA Board of Directors holds meetings on the third Thursday of each month at 9am at 168 Spotnap Road.
Call **(434) 977-4511** or visit **www.serviceauthority.org** for more information.

The Rivanna Water & Sewer Authority (RWSA) Board of Directors holds meetings on the fourth Tuesday of each month at 2pm at 695 Moore's Creek Lane. Call **(434) 977-2970** or visit **www.rivanna.org** for more information.



Your Water Supply & Treatment

The Red Hill Waterworks is supplied by groundwater from a well located within the community. The well extends to a depth of 500 feet, is cased to a depth of 63 feet, and has a tested yield of 29 gallons per minute, far in excess of the water supply needs of your community. The waterworks is permitted by the VDH for a design capacity of 6,800 gallons per day, based upon the estimated usage by the elementary school and the residents. A reserve is maintained in a 10,000-gallon storage tank.

A calcite contactor was added to the treatment of the water in 2019 to raise the pH of the somewhat acidic well water. Disinfection of the water is achieved by chlorination with sodium hypochlorite, and corrosion control involves the use of a blended orthophosphate/ polyphosphate solution. Each of the treatments is injected directly into the well discharge line and prior to the storage tank. The addition of fluoride to the water began in 2020.

Your water is an extremely “soft,” low mineral content supply with no detectable iron or manganese, the latter situation being unusual for groundwater in the Central Piedmont of Virginia. The nitrate concentration indicates minimal impact from the agricultural use of fertilizers in the vicinity.

Radioactive compounds, and disinfection byproducts (called TTHMs and HAAs) from the use of chlorine, are well below the regulated maximum contaminant levels. The volatile organic compound, total xylenes, apparently originating from the inner coating of the water storage tank, was barely detectable in one of two samples. More specific information may be obtained by contacting Tim Brown at **(434) 977- 4511, ext. 119.**

Water Treatment for Corrosion Control

It is standard practice that a phosphate chemical be added to drinking water supplies during treatment in order to reduce corrosion of the metal pipes in the distribution system and in customer plumbing. The chemical forms a protective layer on the inside of the pipes, reducing corrosion and the possibility of mainly lead and copper from entering the water.

A blended orthophosphate/polyphosphate product for corrosion control has been used in the Red Hill treated water since the system came online in 2009, and it has proven to be very effective in keeping lead and copper out of customer water supplies.

Water Quality Standards

The information provided in this report has been collected and reported in accordance with the drinking water standards established by the USEPA and the VDH. The RWSA collected daily, weekly, monthly, semi-annual, and annual samples to ensure the quality of your water. Sample sources included the raw (untreated) well water, the finished (treated) well water, and locations in the distribution system. Two (2) coliform bacteria samples per month began to be collected in October 2022, although one sample a month meets VDH requirements.



More information about contaminants and potential health effects can be obtained by calling the EPA Safe Drinking Water Hotline (800-426-4791) or by visiting their website (www.epa.gov/safewater). See the section discussion of Cryptosporidium also contained in this report.

The source of your water is a deep well. As water travels through the ground, it dissolves naturally-occurring minerals, and in some cases radioactive material, as well as substances resulting from the presence of animals and human activities.

Drinking water, including bottled water, may be reasonably expected to contain at least small amounts of some contaminants. The presence of these contaminants, however, does not necessarily indicate that water poses a health risk.

Internal Issues of Mold

A very common water-related complaint we have received from our customers over the years is the occasional appearance of a black growth in toilets, and in fixtures like faucets and shower heads. This is a harmless form of mold; the water is completely safe to drink. The mold is not coming into your home through our water pipes. Instead, the mold is the result of airborne spores, and the level of chlorine in the water cannot prevent mold growth. The spores come from hardwood forests, construction sites, and mulch piles. In particular, we have seen a very clear link between mold and mulch supplies for several years.

Testing has shown the mold to be very common types. More information, including tips on controlling mold, is found at <https://serviceauthority.org/water-quality/> or by calling Tim Brown at (434) 977-4511, ext. 119.

Per- and Polyfluoroalkyl Substances (PFAS)

Per- and polyfluoroalkyl substances, known more commonly as PFAS, are a group of manufactured chemicals that have been used in industry and consumer products since the 1940s because of their heat, water, and stain resistance. There are thousands of different PFAS compounds, a few of which have been more widely used and studied than the others.

PFAS are found in many products in use every day, including:

- Fire extinguishing foam - in aqueous film-forming foams (or AFFFs) used to extinguish flammable liquid-based fires. Such foams are used in training and emergency response events at airports, shipyards, military bases, firefighting training facilities, chemical plants, and refineries.
- Manufacturing or chemical production facilities that produce or use PFAS - for example at chrome plating, electronics, and certain textile and paper manufacturers.
- Food - Some examples include fish caught from water contaminated by PFAS and dairy products from livestock exposed to PFAS.
- Food packaging - for example in grease-resistant paper, fast food containers/wrappers, microwave popcorn bags, pizza boxes, and candy wrappers.
- Household products and dust - for example in stain and water-repellent products used on carpets, upholstery, clothing, and other fabrics; cleaning products; non-stick cookware; paints, varnishes, and sealants.
- Personal care products - for example in certain shampoos, dental floss, and cosmetics.



PFAS can also be found in drinking water from public systems and private wells.

Due to their widespread production and use, as well as their ability to move and persist in the environment, surveys conducted by the Centers for Disease Control and Prevention (CDC) have shown that most people in the United States have been exposed to some PFAS. Most known exposures are relatively low, but can be elevated, particularly when people are exposed to a concentrated source over long periods of time. Some PFAS chemicals can accumulate in the body over time.



Current scientific research suggests that exposure to high levels of certain PFAS may lead to adverse health outcomes. However, research is still ongoing to determine how varying levels of exposure to different PFAS can lead to a variety of health effects.

Sampling associated with the EPA's Fifth Unregulated Contaminant Monitoring Rule (UCMR 5) is being conducted nationwide between 2023 and 2025. Our water was tested for 29 PFAS compounds (plus lithium) under UCMR 5 in 2023 and early 2024 to help the EPA assess the public health and environmental risks of these substances. See the section on UCMR 5 for the excellent results.

In March 2023, the EPA announced proposed national drinking water standards, known as Maximum Contaminant Levels (MCLs), for two PFAS compounds, PFOA and PFOS, at four (4) parts per trillion each. The EPA also announced a proposed "Hazard Index" calculation for four additional PFAS compounds that establishes an MCL for the mixture if it rises above a certain level. Following public comment and scientific review processes, the new standards were finalized on April 10, 2024. Individual regulations were set for five (5) PFAS compounds in addition to the "Hazard Index." Public water systems must complete initial monitoring by 2027 and implement solutions by 2029 to reduce these compounds if monitoring shows levels that exceed the new MCLs.

While there has been significant debate about the EPA's new standards, the ACSA can report that, based on past testing, PFAS compounds are clearly not a significant issue in the Urban Area or in our other service areas. In a proactive approach, the ACSA has worked with the RWSA for several years to monitor PFAS compounds in your water.

In numerous rounds of testing since 2018 involving the source water and treated water of six treatment plants managed by Rivanna Water and Sewer Authority, PFOA has been detected on only one occasion at 2.1 parts per trillion (ppt). PFOS has never been detected. The reporting limit used by the certified testing laboratory was 2.0 ppt or less. Testing will continue in 2025.

As mentioned earlier, the ACSA uses advanced water treatment in the form of granular activated carbon (GAC), which has been proven to be highly effective in removing PFAS compounds.

Revised Lead and Copper Rule

The Environmental Protection Agency's (EPA) Lead and Copper Rule (LCR), first established in 1991, recently underwent its most extensive revision in 30 years to reduce the risks of lead exposure in drinking water.



LCR Revisions (LCRR), which were finalized in 2021, were then followed by LCR Improvements (LCRI), finalized in 2024. Together, these two efforts resulted in significant changes that will begin the improvement of water quality across the United States, a process likely requiring decades to complete.

Key aspects of the numerous LCR changes include:

- Adjustments in sample site selection, tap sample collection, and analysis
- Requirements to test in schools and childcare facilities
- A reduction of the lead “action level” from 15 to 10 parts per billion
- Improved timeline for public notification of elevated test results; improved education and outreach
- Replacement of any lead lines in the distribution system and replacement of any lead service lines (line from the street to the customer home, apartment complex, or business)
- Improved corrosion control treatment
- Identification of the service line material of each customer

Implementation of these changes will occur beginning in 2027.

The ACSA has decades of excellent lead and copper results. **Since 2016, 97% of all samples tested (some 400) have had undetectable levels of lead.** We do not have any lead pipes in our distribution systems, and we now have documented that **no lead service lines exist** (see additional information in this report). As mentioned earlier, the RWSA recently conducted detailed corrosion control studies at all treatment plants and implemented a slight change in the chemical used to inhibit pipe corrosion.

In short, we are in an enviable situation regarding the absence of lead in our systems.

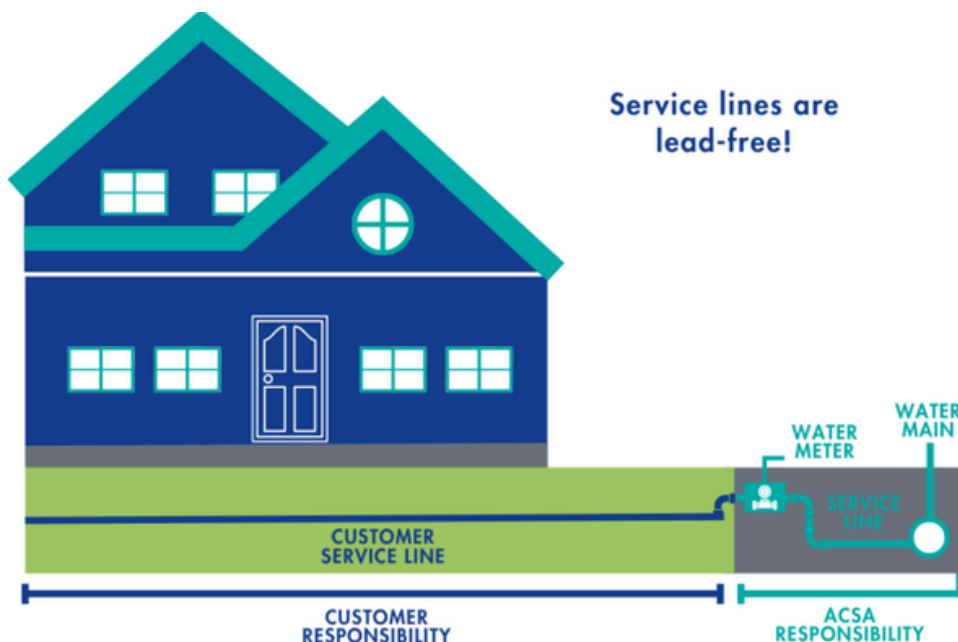
Revised Lead and Copper Rule, Continued

The most significant requirement of the LCRR in terms of effort was the **identification of service line materials for each of our customers**, a requirement of each water system in the U.S. This began for the ACSA in 2021 and involved numerous personnel in Maintenance, Engineering, and Geographic Information System (GIS) to use and review such resources as age of construction, water system records, meter installation, replacement and repair, and limited excavation.

We are pleased to report that service line identification was completed, including information delivery to the Virginia Department of Health, in October 2024. **All service lines were identified as non-lead.**

An interactive map that allows you to see how the service line serving your home or business is identified can be found on our website at <https://serviceauthority.org/water-quality/lead-service-line-inventory/>.

ACSA is so very proud to say that we are 100% lead-free!



Lead in Drinking Water

If present, elevated levels of lead can cause serious health problems, especially for pregnant women and young children. Lead in drinking water is primarily from materials and components associated with service lines and internal plumbing. RWSA and the ACSA are responsible for providing high-quality drinking water; it is non-corrosive, has a corrosion inhibitor added to coat the pipes, and is delivered to you in pipes that are free of lead.

However, we cannot control the variety of materials used in the plumbing components of houses and businesses. When your water has been sitting for several hours, you can minimize the potential for lead exposure by flushing your tap for 30 seconds to two minutes before drinking or cooking.

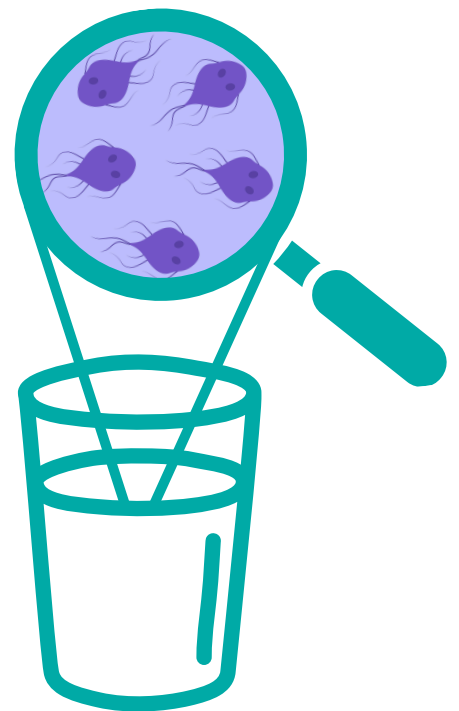
If you are concerned about lead in your water you may wish to have your water tested. The periodic lead and copper testing at select, high-risk households last occurred in the summer of 2024 and will be repeated in the summer of 2027. (See the data chart.)

Lead was not detected in any of the five (5) samples in 2024. One of the samples is collected at the elementary school. Information on lead in drinking water, testing methods, and steps you can take to minimize exposure is available from the Safe Drinking Water Hotline (800-426-4791) or at www.epa.gov/safewater/lead.

Cryptosporidium

Cryptosporidium is a microbial pathogen found in surface waters throughout the U.S. Ingestion of Cryptosporidium may cause cryptosporidiosis, an abdominal infection characterized by nausea, diarrhea, and abdominal cramps. Cryptosporidium may be spread through means other than drinking water. Most healthy individuals can overcome the disease within a few weeks. However, immunocompromised people are at risk of developing a potentially life-threatening illness.

Although filtration removes the pathogen, the most commonly used filtration methods cannot guarantee 100% removal. The RWSA makes every effort to optimize the filtration process at all of the WTPs to ensure the greatest degree of Cryptosporidium removal. Based on the results of recent studies, our water sources have been placed in the lowest risk category for exposure to Cryptosporidium.



Fluoride

The naturally-occurring fluoride content of our source waters is quite low. Therefore, fluoride is added to your water at the treatment plants to promote good dental health. Fluoridation of drinking water was first introduced in the U.S. in the 1940s, and the Centers for Disease Control and Prevention named it one of the ten great public health achievements of the 20th century.

In 2011, the U.S. Department of Health and Human Services (DHHS), jointly with the U.S. Environmental Protection Agency (EPA), recommended that the level of fluoride added to drinking water be reduced from a range of 0.7-1.2 ppm to 0.7 ppm. The RWSA made immediate changes at all treatment plants.

The main reason for this action is that Americans have access to more sources of fluoride than they did decades ago. In addition to the fluoride added to many public water supplies, it is found in toothpastes and mouth rinses, and is routinely applied to children's teeth by dental professionals.

DHHS officially decreased the recommended level of fluoride in drinking water to 0.7 ppm in 2015. The range of fluoride added to your water in 2024 was 0.60-0.78 parts per million (ppm).

Any changes in water fluoridation will largely be based on guidance from the Virginia Department of Health.





UCMR 5

The federal Safe Drinking Water Act amendments of 1996 require the EPA to publish a list of 30 unregulated contaminants every five (5) years. These are contaminants in treated water that are currently unregulated yet are of concern as to the safety of drinking water supplies should the contaminants be present above a certain threshold. The contaminants are tested by public water supplies across the country over a three-year period. This monitoring requirement is known as the Unregulated Contaminant Monitoring Rule (UCMR), and we are currently in the fifth round of such testing.


The 30 contaminants for UCMR 5 include 29 PFAS compounds and the metal lithium. The extreme focus on the PFAS compounds mirrors the attention these chemicals have received in the past few years.

The RWSA was required to sample quarterly for a 12-month period at the South Rivanna and Observatory treatment plants serving the Urban system, and at the Crozet treatment plant for the separate Crozet system. Samples were collected between May 2023 and February 2024, and analyzed by a major certified laboratory in the Midwest.

We are very pleased to report that there were **no detectable compounds** in any of the 12 samples (three sample locations for four events). The detection limits for the PFAS compounds were from 2-5 parts per trillion (ppt), and for lithium it was 9 parts per billion (ppb).

This is yet another testament to the quality of the drinking water we deliver to you, our customer.

Potential Health Risks Associated With These Contaminants



Total and Fecal Coliform Bacteria

Coliforms are a large group of bacteria that are naturally present in the environment and are used as an indicator that other, potentially harmful, bacteria may be present. Fecal coliform bacteria and *E. coli*, in particular, indicate a likely contamination from human or animal wastes. These microorganisms can result in short-term effects such as nausea, headache, cramps and diarrhea, and they pose a special health risk for infants, young children, the aged, and those with severely compromised immune systems.



Xylenes and Ethylbenzene

These are two compounds in a large class of chemicals referred to as volatile organic compounds, or VOCs. These compounds, which include both naturally occurring and man-made chemicals, are numerous in type and are present throughout the environment. The majority of the biologically-derived VOCs are generated in vegetation. They are a component of fuels and other petroleum products. A large majority of the numerous synthetic VOCs are solvents used in paints and other protective coatings, adhesives, thinners, cleaning agents, degreasers, refrigerants, pharmaceuticals, cosmetics and other personal care items, and in many other industrial and commercial products.


Some people who drink water containing xylenes in excess of the MCL over many years may experience damage to the nervous system. Some people who drink water containing ethylbenzene in excess of the MCL over many years may experience problems with their liver or kidneys.



Combined Radium, Gross Alpha and Gross Beta


These are naturally-occurring forms of radiation, resulting from certain minerals that are radioactive. When these minerals are eroded into the source water, radiation in the water may result. Some people who drink water containing radium, or alpha or beta emitters, over many years may have an increased risk of getting cancer.

Potential Health Risks Associated With These Contaminants



Lead and Copper

The USEPA Lead and Copper Rule mandates a household testing program for these metals, and the values reported in the chart are from samples that were collected from select households. Infants and children who drink water containing lead in excess of the Action Level could experience delays in physical or mental development. Children could show deficits in attention span and learning abilities.



Adults who drink this water over many years could possibly develop kidney problems or high blood pressure. See the earlier section for additional information on lead. Copper is an essential nutrient, but some who drink water containing copper in excess of the Action Level could experience gastrointestinal distress in a relatively short period of time. Some who drink this water over many years could develop kidney or liver damage. Individuals with Wilson's disease should consult their doctor.



Fluoride

Fluoride is an element added at the water treatment plants to promote strong teeth. Some people who drink water containing fluoride in excess of the MCL over many years could develop bone disease, with pain and tenderness of the bones. Children who drink water containing fluoride in excess of the MCL may develop mottled teeth. See the separate section for additional information on fluoride.



Chlorine

Chlorine is added at the treatment plant to inactivate disease-causing microbes. Some people who use water containing chlorine in excess of the MRDL could experience irritation of the eyes, nose and skin. Some people who drink water containing chlorine well in excess of the MRDL could experience stomach discomfort.

Potential Health Risks Associated With These Contaminants



Nitrate

Nitrate is a form of nitrogen found primarily in fertilizers, sewage, and runoff from natural deposits. Infants below the age of six months who drink water containing nitrate in excess of the MCL could develop "blue baby syndrome" in which there is a bluish coloration of the skin and shortness of breath. The infant can become seriously ill and, if untreated, may die.



Trihalomethanes and Haloacetic Acids

These are compounds formed by the interaction of chlorine with naturally-occurring organic matter, and they are sometimes referred to as disinfection by-products. Chlorine is added at the treatment plant to deactivate disease-causing microbes, and organic matter is naturally present from leaves and decaying plants in the reservoirs and streams.

Some people who drink water containing these compounds in excess of the MCL over many years may experience problems with their liver, kidneys or central nervous system, and may have an increased risk of getting cancer.

What If I Am Immunocompromised?

Some people may be more vulnerable to contaminants in drinking water than the general population. Immunocompromised persons, such as those undergoing chemotherapy; people who have undergone organ transplants; persons with HIV/AIDS or other immune system disorders; and some elderly and infants can be particularly at risk from infections. These people should seek advice about drinking water from their healthcare providers.

EPA and CDC guidelines on appropriate means to lessen the risk of infection by *Cryptosporidium* and other microbial contaminants are available from EPA's Safe Drinking Water Hotline (800-426-4791) or by visiting their website - www.epa.gov/safewater.

2024 Water Quality Test Results

Primary Standards - Potential Health Risk	MCLG	MCL	Red Hill Water Results	# Samples > AL	Range of Detections	Violation?	Typical Source of Contaminant
MICROBIOLOGICAL ORGANISMS; RELATED MEASUREMENTS							
Total Coliform Bacteria (1)	0	Presence in monthly sample	1 per month (May only); (2)	N/A	1 per month (May only)	No (2)	Naturally present in the environment
Fecal Coliform Bacteria (1)	0	See footnote (3)	0 per month (2)	N/A	0 per month	No (2)	Human and animal fecal waste
RADIOACTIVE COMPOUNDS							
Combined Radium (4)	0 pCi/l	5 pCi/l	0.2 pCi/l	N/A	N/A	No	Erosion of natural deposits
Gross Alpha (4)	0 pCi/l	15 pCi/l	< 0.39 pCi/l	N/A	N/A	No	Decay of natural deposits
Gross Beta (4,5)	0 pCi/l	50 pCi/l	0.9 pCi/l	N/A	N/A	No	Erosion of natural deposits



Primary Standards - Potential Health Risk	MCLG	MCL	Red Hill Water Results	# Samples > AL	Range of Detections	Violation?	Typical Source of Contaminant
INORGANIC COMPOUNDS							
Lead (6)	0 ppb	15 ppb (AL)	< 2.00 ppb (7)	0	All < 2.00 ppb	No	Corrosion of household plumbing
Copper (6)	1.3 ppm	1.3 ppm (AL)	< 0.020 ppm (7)	0	All < 0.020 ppm	No	Corrosion of household plumbing; erosion of natural deposits
Barium	2 ppm	2 ppm	< 0.010 ppm (11)	N/A	N/A	No	Erosion of natural deposits; drilling waste discharges
Fluoride	4 ppm	4 ppm	0.72 ppm	N/A	0.60 - 0.78 ppm	No	Water additive that promotes strong teeth
Nitrates	10 ppm	10 ppm	0.12 ppm	N/A	N/A	No	Fertilizer runoff



Primary Standards - Potential Health Risk	MCLG	MCL	Red Hill Water Results	# Samples > AL	Range of Detections	Violation?	Typical Source of Contaminant
VOLATILE ORGANIC COMPOUNDS							
Xylenes, Total	10,000 ppb	10,000 ppb	2.7 ppb (8)	N/A	< 0.5 - 2.7 ppb	No	Paints & protective coatings, adhesives, petroleum products and refineries
Ethylbenzene	700 ppb	700 ppb	< 0.50 ppb (8)	N/A	N/A	No	Paints & protective coatings, adhesives, petroleum products and refineries
DISINFECTION & DISINFECTION BYPRODUCT CONTAMINANTS							
Free Residual Chlorine	MRDL = 4 ppm	MRDLG = 4 ppm	1.20 ppm (9)	N/A	0.35 - 2.14 ppm	No	Water additive to control microbes (disinfectant)
Total Trihalomethanes (TTHMs)	0	80 ppb	48 ppb (10)	N/A	N/A	No	Disinfection byproduct
Haloacetic Acids (HAAs)	0	60 ppb	18 ppb (10)	N/A	N/A	No	Disinfection byproduct



Secondary Standards / Aesthetic Factors	MCLG	MCL	Red Hill Water Results	# Samples > AL	Range of Detections	Violation?	Typical Source of Contaminant
Chloride	N/A	250 ppm	< 5.0 ppm (11)	N/A	N/A	No	Runoff/leaching of natural deposits
Iron	N/A	0.3 ppm	< 0.05 ppm (11)	N/A	N/A	No	Runoff/leaching of natural deposits
Manganese	N/A	0.05 ppm	< 0.01 ppm (11)	N/A	N/A	No	Runoff/leaching of natural deposits
pH	N/A	6.5 - 8.5 S.U.	7.0 - 7.1 (monthly avg.)	N/A	7.0 - 7.1 (monthly avg.)	No	Runoff/leaching of natural deposits
Sulfate	N/A	250 ppm	< 5.0 ppm (11)	N/A	N/A	No	Runoff/leaching of natural deposits
Total Dissolved Solids	N/A	500 ppm	77 ppm (11)	N/A	N/A	No	Runoff/leaching of natural deposits
OTHER PARAMETERS OF INTEREST							
Alkalinity	N/A	N/A	35 - 42 ppm (monthly avg.)	N/A	35 - 42 ppm (monthly avg.)	N/A	Runoff/leaching of limestone minerals
Conductivity	N/A	N/A	95 micromhos/cm (11)	N/A	N/A	N/A	Runoff/leaching of natural deposits
Hardness	N/A	N/A	29 ppm (11)	N/A	N/A	N/A	Runoff/leaching of limestone minerals
Sodium	N/A	N/A	7.35 ppm (11)	N/A	N/A	N/A	Runoff/leaching of natural deposits



What Do All the Numbers Mean?

First, they show your drinking water met or exceeded all regulatory requirements during 2024. We are fortunate to have reliable sources for your drinking water needs, and well-operated treatment facilities. The information provides you with details on each potentially harmful contaminant or compound detected in your drinking water.

Footnotes

(1) Unit of measurement for total and fecal coliform bacteria is the presence or absence of bacteria in a 100 ml sample.

(2) Of the 24 routine samples collected in 2024, **no sample collected within the distribution system indicated the presence of total coliform bacteria.**

(3) Fecal coliform MCL: A routine sample and a repeat sample are total coliform positive, and at least one is also fecal coliform positive.

(4) Last sampled in 2022. To be sampled again in 2029.

(5) The EPA considers 50 pCi/l to be the level of concern for beta particles.

(6) Sampled in 2024 from four residences and the elementary school. To be sampled again in 2027.

(7) The value reported is the 90th percentile for all data collected (5 samples).

(8) Volatile organic compounds (VOCs) were sampled in March and September 2024. Total xylenes have been leaching from the inner coating of the water storage tank at trace levels, well below the MCL.

(9) The value reported is the highest running annual average. Range is all individual samples.

(10) TTHM and HAAs were sampled in 2024 at the sample station adjacent to the elementary school.

(11) Sampled in 2021. To be sampled again in 2025.



Definitions

Maximum Contaminant Level Goal (MCLG): The level of a contaminant in drinking water below which there is no known or expected health risk. MCLGs allow for a margin of safety. Maximum Contaminant Level (MCL).; The highest level of a contaminant that is allowed in drinking water. MCLs are as close to the MCLGs as possible using the best available treatment technology.

Maximum Residual Disinfectant Level (MRDL): The highest level of a disinfectant allowed in drinking water. The addition of a disinfectant is necessary for control of microbial contaminants.

Maximum Residual Disinfectant Level Goal (MRDLG): The level of a drinking water disinfectant below which there is no known or expected risk to public health.

ppm: Parts per million or milligrams per liter (mg/l). One part substance per million parts of a solution.

ppb: Parts per billion or micrograms per liter (ug/l). One part substance per billion parts of a solution.

ppt: Parts per trillion or nanograms per liter (ng/l). One part substance per trillion parts of a solution.

P-Ci/l: Picocuries per liter. This is a measure of radioactivity.

Nephelometric Turbidity Unit (NTU): A measure of the clarity of water. Turbidity in excess of 5 NTU is just noticeable to the average person.

Action Level (AL): The concentration of a contaminant, which, if exceeded, triggers treatment or other actions by the water provider. This term is typically limited to discussions of lead and copper concentrations.

Standard Units (S.U.): This is a measure of pH.

N/A: Not applicable.

<: Less than.