

# Scottsville 2026 Annual Drinking Water Report

Includes Water Testing for 2025



Albemarle County  
**Service Authority**  
Serving  Conserving 





# CONTENTS

Successfully Meeting Water Quality Challenges .....	3
Summary Statement .....	4
ACSA Board of Directors .....	4
Your Water Supply & Treatment .....	5
Water Treatment for Corrosion Control .....	6
Advanced Treatment Using Granular Activated Carbon (GAC) .....	6
Water Quality Standards .....	7
Internal Issues of Mold .....	7
Per- and Polyfluoroalkyl Substances (PFAS) .....	8
Revised Lead and Copper Rule .....	10
Lead in Drinking Water .....	12
Cryptosporidium .....	12
Fluoride .....	13
UCMR 5 .....	14
Potential Health Risks Associated With These Contaminants .....	15
What If I Am Immunocompromised? .....	17
2025 Water Quality Test Results .....	18
What Do All the Numbers Mean? .....	21
Footnotes .....	21
Definitions .....	22



# Successfully Meeting Water Quality Challenges

Dear Customer,

On behalf of Albemarle County Service Authority (ACSA), thank you for being an important part of our community's water utility service network. As a fellow Albemarle resident, I — along with the rest of the ACSA team — am happy to serve you by providing safe, reliable drinking water to your home or business.

As you may assume, the process of getting water from its natural source to your tap is quite challenging. It requires top-notch infrastructure, a knowledgeable and skilled team, and a true passion from everyone involved. Thankfully, ACSA has all of that. As a result, the water we provide Albemarle residents — in collaboration with our partners, Rivanna Water and Sewer Authority (RWSA) and the Virginia Department of Health (VDH) — is among the cleanest, safest and most reliable you'll find in Virginia.

In addition to providing water and sewer services to our community, we also believe in informing and educating our residents about what safe, clean water means; the importance of water conservation; and the processes behind what we do. As such, the enclosed water quality report not only details exactly what's in your drinking water. It also explains how to read the report, shares ways to conserve water and lower your monthly bill, and describes how we treat your water as it makes its way from our natural sources to your tap.

Another way we serve Albemarle is through regular maintenance and upgrades to our water infrastructure, which are funded by the fees we collect from customers. This is an important part of our mission, as regulations that define what clean, safe water is — as set by environmental organizations like the EPA — may change over time. New challenges — such as the “forever chemicals” known as PFAS or updated testing standards for copper and lead — may also emerge, warranting new testing and treatment procedures. The ACSA team prides itself on staying up to date on all of these changes, quickly addressing and treating potential threats, and keeping contaminants at or below standards for what organizations like the EPA consider a “toxic threshold.”

Our water quality report includes all information related to those testing results and actions taken by ACSA. You can also find these details on our website at [www.ServiceAuthority.org](http://www.ServiceAuthority.org), where we offer water conservation tips and information on our rebate programs like the rain barrel or low-flow toilet programs. These initiatives can help you save money through lower water bills and cash-back bonuses for environmentally friendly improvements to your home.

Lastly, we are in the midst of a five-year strategic plan that uses input from our customers and employees to prioritize our short- and long-term organizational work as we strengthen our infrastructure. Details about that plan are available on our website.

The ACSA is committed to providing you with this water quality report because informed customers are our best allies. If you wish to receive a printed copy of the report, contact Tim Brown at 434-977-4511, Ext. 119, or at [tbrown@serviceauthority.org](mailto:tbrown@serviceauthority.org). Thank you again for being our customer.

*Quin Lunsford*

Quin Lunsford, Executive Director



## WHAT'S IN THIS REPORT?

*The ACSA, in collaboration with the Rivanna Water and Sewer Authority, is proud to present this **2026 Drinking Water Quality Report**.*

*Read how our dedicated staff again delivered water of the highest quality in 2025; it met or exceeded all EPA and VDH regulatory requirements. Extensive PFAS testing showed no detectable compounds in the treated water delivered to our customers in all systems. Use the interactive map on our website to confirm the service line from the meter to your home or business contains no lead.*

*If you have any questions or wish to receive a paper copy of the report, please contact Tim Brown at [tbrown@serviceauthority.org](mailto:tbrown@serviceauthority.org) or 434-977-4511, Ext. 119.*




## ACSA Board of Directors

**Richard Armstrong, Chair - Scottsville District**  
**Lizbeth Palmer, Vice Chair - Samuel Miller District**  
**Diantha McKeel - Jack Jouett District**  
**John Parcels - White Hall District**  
**Clarence Roberts - Rivanna District**  
**Kimberly Swanson - Rio District**

The ACSA Board of Directors holds meetings on the third Thursday of each month at 9 a.m. at 168 Spotnap Road. For more information, call **434-977-4511** or visit [www.serviceauthority.org](http://www.serviceauthority.org).

The Rivanna Water & Sewer Authority (RWSA) Board of Directors holds meetings on the fourth Tuesday of each month at 2 p.m. at the ACSA offices at 168 Spotnap Road. For more information, call **434-977-2970** or visit [www.rivanna.org](http://www.rivanna.org).



## Your Water Supply & Treatment

Your water is drawn from Totier Creek, just prior to entering the reservoir; the reservoir serves as a backup water supply. This is within the watershed of the James River.

The water has a low mineral content, is quite "soft" (low in hardness, or scale), and has little of the iron or manganese that is commonly found in the groundwater of this area. The treated water does not have any detectable iron or manganese. Water is pumped from the stream to the Scottsville Water Treatment Plant (WTP), where it undergoes both physical and chemical treatment processes before being delivered to the distribution system.

Sodium hypochlorite is used to disinfect the treated water, and fluoride is added to promote good dental health. The Scottsville WTP has a designed daily capacity of 250,000 gallons, and in 2025 the plant treated an average of nearly 50,600 gallons per day.

A significant upgrade to the Scottsville Treatment Plant was completed in 2018 related to the Stage 2 Disinfection Byproducts Rule. An advanced treatment process that employs granular activated carbon (GAC) was installed to result in higher quality water. In particular, the concentration of disinfection byproducts (TTHMs and HAAs; see discussion of contaminants) has been significantly reduced. In addition to lowering these chemical compounds, GAC serves as a barrier to other potential contaminants such as PFAS compounds, pharmaceuticals and other emerging contaminants of concern. GAC also improves certain taste and odor issues.



## Water Treatment for Corrosion Control

It is standard practice that a phosphate chemical be added to drinking water supplies during treatment in order to reduce corrosion of the metal pipes in the distribution system and in customer plumbing. The chemical forms a protective layer on the inside of the pipes, reducing corrosion and the possibility of mainly lead and copper entering the water.

For some 35 years, the RWSA used a polyphosphate product for corrosion control, and it was very effective in keeping lead and copper out of customer water supplies. The RWSA evaluated and implemented a new blended orthophosphate product to optimize distribution system lead and copper corrosion control in 2020 with a shift to an all-orthophosphate product in 2021. This change received full VDH approval.



## Advanced Treatment Using Granular Activated Carbon (GAC)

Granular activated carbon (GAC) is very effective in improving water quality in distribution systems. It was added to all of our treatment processes to aid in the additional removal of organics that, when combined with chlorine, create disinfection byproducts (DBPs) regulated by the EPA. GAC also provides improved water taste and odor, and it is proven to be highly effective at removing both manufactured and naturally occurring contaminants that are being found in a growing number of water supplies across the country. While testing has shown our service areas are not impacted by these contaminants, GAC provides an added level of treatment for the protection of our drinking water. (See the section on PFAS.)

Installation of the GAC systems was completed in 2018, and the reduction of DBPs has been significant. We are extremely proud of the results that have been achieved because they demonstrate how community support and investment in our water treatment will result in excellent drinking water quality now and for years to come.

# Water Quality Standards

The information in this report has been collected and reported in accordance with the drinking water standards established by the USEPA and the VDH. The RWSA conducts extensive testing of the source waters and the treated water before it ever leaves the plant, as well as testing weekly, monthly and quarterly samples within the distribution system.

In addition to the data contained in this report, other testing includes such parameters as the "heavy" metals, volatile organic compounds, semi-volatile organic compounds, herbicides and pesticides in the treated water. **They are not listed here since none of these parameters was detected.** More specific information can be obtained by contacting Tim Brown at 434-977-4511, Ext. 119, or at [tbrown@serviceauthority.org](mailto:tbrown@serviceauthority.org).



More information about contaminants and potential health effects can be obtained by calling the EPA Safe Drinking Water Hotline (800-426-4791) or by visiting their website ([www.epa.gov/safewater](http://www.epa.gov/safewater)). You can also see the section on Cryptosporidium in this report.

As water travels over the surface of the land or through the ground, it dissolves naturally occurring minerals and, in some cases, radioactive material as well as substances resulting from the presence of animals and human activities. In other words, all surface water supplies are exposed to a wide array of "contaminants" at varying concentrations. The presence of these contaminants, however, does not necessarily indicate that water poses a health risk, and even bottled water may reasonably be expected to contain at least minimal amounts of some contaminants.

## Internal Issues of Mold

A very common water-related complaint we have received from our customers over the years is the occasional appearance of a black growth in toilets and in fixtures like faucets and shower heads. This is a harmless form of mold; the water is completely safe to drink. The mold is not coming into your home through our water pipes. Instead, the mold is the result of airborne spores, and the level of chlorine in the water cannot prevent mold growth. The spores come from hardwood forests, construction sites and mulch piles. In particular, we have seen a very clear link between mold and mulch supplies for several years.

Testing has shown the mold to be very common types. More information, including tips on controlling mold, is available at <https://serviceauthority.org/water-quality/> or by calling Tim Brown at 434-977-4511, Ext. 119.

# Per- and Polyfluoroalkyl Substances (PFAS)

Per- and polyfluoroalkyl substances, known more commonly as PFAS, are a group of manufactured chemicals that have been used in industry and consumer products since the 1940s because of their heat, water and stain resistance. There are thousands of different PFAS compounds, a few of which have been more widely used and studied than others.

PFAS are found in many products in use every day, including:

- Fire extinguishing foam - in aqueous film-forming foams (AFFFs) used to extinguish flammable liquid-based fires. Such foams are used in training and emergency-response events at airports, shipyards, military bases, firefighting training facilities, chemical plants and refineries.
- Manufacturing or chemical production facilities that produce or use PFAS - for example at chrome plating, electronics, and certain textile and paper manufacturers.
- Food - Some examples include fish caught from water contaminated by PFAS and dairy products from livestock exposed to PFAS.
- Food packaging - for example in grease-resistant paper, fast food containers/wrappers, microwave popcorn bags, pizza boxes and candy wrappers.
- Household products and dust - for example in stain- and water-repellent products used on carpets, upholstery, clothing and other fabrics; cleaning products; non-stick cookware; paints, varnishes and sealants.
- Personal care products - for example in certain shampoos, dental floss and cosmetics.



PFAS can also be found in drinking water from public systems and private wells.

Due to PFAS' widespread production and use, as well as their ability to move and persist in the environment, surveys conducted by the Centers for Disease Control and Prevention (CDC) have shown that most people in the United States have been exposed to some PFAS. Most known exposures are relatively low but can be elevated, particularly when people are exposed to a concentrated source over long periods of time. Some PFAS chemicals can accumulate in the body over time.

Current scientific research suggests that exposure to high levels of certain PFAS may lead to adverse health outcomes. However, research is still ongoing to determine how varying levels of exposure to different PFAS can lead to a variety of health effects.

Sampling associated with the EPA's Fifth Unregulated Contaminant Monitoring Rule (UCMR 5) was conducted nationwide between 2023 and 2025. Our water was tested for 29 PFAS compounds (plus lithium) under UCMR 5 in 2023 and early 2024 to help the EPA assess the occurrence of these substances across the U.S. **See the section on UCMR 5 for our excellent results.**

In April 2024, following public comment and further scientific review, the EPA announced the regulation of two PFAS compounds, PFOA and PFOS, setting the Maximum Contaminant Level (MCL) at 4.0 parts per trillion (ppt) for each compound. The regulation of a few other PFAS compounds announced at that time now appears likely to be rescinded sometime in 2026 (the PFOA and PFOS regulations will be retained).

Public water systems must begin initial compliance monitoring for PFAS compounds by April 2027. The results from extensive proactive testing conducted by the RWSA that began nearly a decade ago will very likely be able to be used to satisfy this monitoring requirement.

**In 2025, quarterly testing was conducted on the untreated source water and treated water in all four systems, resulting in 1,150 test results for various PFAS compounds. The results showed no detectable PFAS compounds in treated water. The very few detectable compounds in the untreated source water were all below 4.0 ppt. PFOA was found twice (2.45 and 3.02 ppt), and PFOS was found just once at 2.11 ppt.**

While there continues to be debate over the EPA's new regulations and confusion over the ever-changing compliance date (now anticipated to be 2031), the ACSA can report that **PFAS compounds are clearly not a significant issue in any of our service areas**. The occasional occurrence of PFAS compounds in the source waters is handled by advanced water treatment that includes granular activated carbon (GAC). See the earlier section on GAC.



# Revised Lead and Copper Rule

The Environmental Protection Agency's (EPA) Lead and Copper Rule (LCR), first established in 1991, recently underwent its most extensive revision in 30 years to reduce the risks of lead exposure in drinking water.



LCR Revisions (LCRR), which were finalized in 2021, were then followed by LCR Improvements (LCRI), finalized in 2024. Together, these two efforts resulted in significant changes that will begin the improvement of water quality across the United States, a process likely requiring decades to complete.

Key aspects of the numerous LCR changes include:

- Adjustments in sample site selection, tap sample collection and analysis
- Requirements to test in schools and childcare facilities
- A reduction of the lead “action level” from 15 to 10 parts per billion
- Improved timeline for public notification of elevated test results; improved education and outreach
- Identification of the service line material of each customer (line from the street to the customer home, apartment complex or business)
- Replacement of any lead lines in the distribution system and replacement of any lead service lines
- Improved corrosion control treatment

Implementation of these changes will occur beginning in 2027.

The ACSA has decades of excellent lead and copper results. **Since 2016, 97% of all samples tested (some 440) have had undetectable levels of lead.** We do not have any lead pipes in our distribution systems, and we now have documented that **no lead service lines exist** (see below). As mentioned earlier, the RWSA recently conducted detailed corrosion control studies at all treatment plants and implemented a slight change in the chemical used to inhibit pipe corrosion.

In short, we are in an enviable situation regarding the absence of lead in our systems.

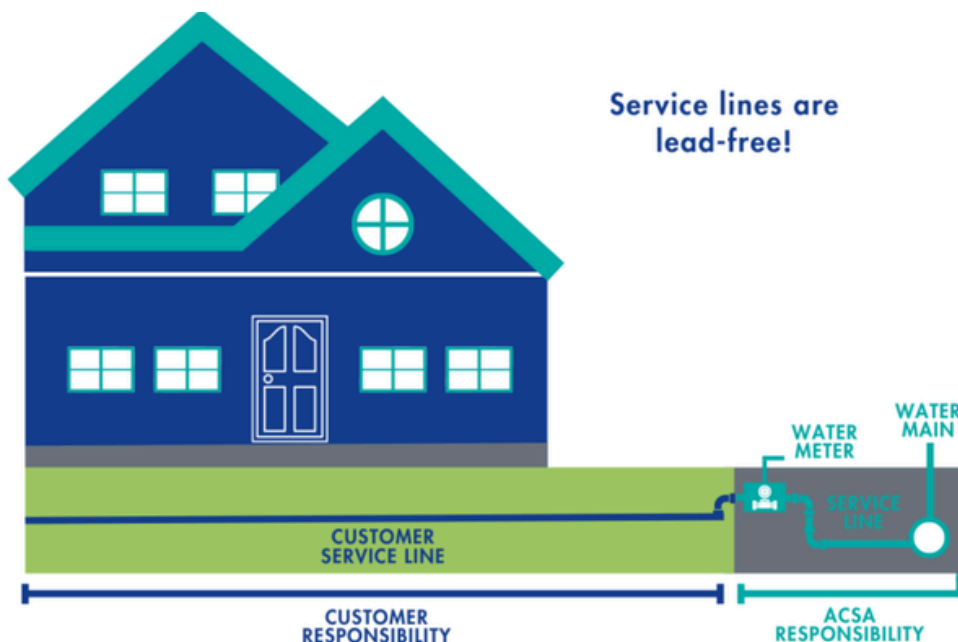
# Revised Lead and Copper Rule, Continued

The most significant requirement of the LCRR in terms of effort was the **identification of service line materials for each of our customers**, a requirement of each water system in the U.S. This began for the ACSA in 2021 and involved numerous personnel in Maintenance, Engineering, and Geographic Information System (GIS) to use and review such resources as age of construction, water system records, meter installation, replacement and repair, and limited excavation.

We are pleased to report that service line identification was completed and information was delivered to the Virginia Department of Health in October 2024. **All service lines were identified as non-lead.**

**An interactive map that allows you to see how the service line serving your home or business is identified can be found on our website at <https://serviceauthority.org/water-quality/lead-service-line-inventory/>.**

ACSA is so very proud to say that we are 100% lead-free!



# Lead in Drinking Water

If present, elevated levels of lead can cause serious health problems, especially for pregnant women and young children. Lead in drinking water is primarily from materials and components associated with service lines and internal plumbing. The RWSA and ACSA are responsible for providing high-quality drinking water; it is non-corrosive, has a corrosion inhibitor added to coat the pipes and is delivered to you in pipes that are free of lead.

However, we cannot control the variety of materials used in the plumbing components of houses and businesses. When your water has been sitting for several hours, you can minimize the potential for lead exposure by flushing your tap for 30 seconds to two minutes before drinking or cooking.

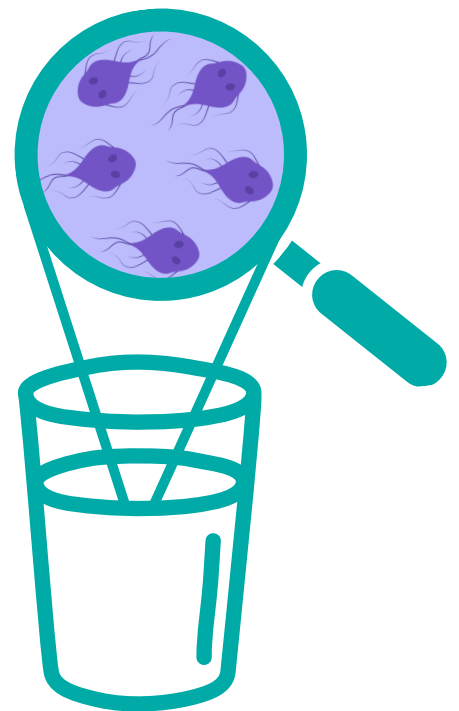
If you are concerned about lead in your water, you may wish to have your water tested. The periodic lead and copper testing at select, high-risk households last occurred in the summer of 2025 and will be repeated in the summer of 2028. (See the data chart.)

**Lead was not detected in any sample in 2025.** Information on lead in drinking water, testing methods and steps you can take to minimize exposure is available from the Safe Drinking Water Hotline (800-426-4791) or at [www.epa.gov/safewater/lead](http://www.epa.gov/safewater/lead).

# Cryptosporidium

Cryptosporidium is a microbial pathogen found in surface waters throughout the U.S. Ingestion of Cryptosporidium may cause cryptosporidiosis, an abdominal infection characterized by nausea, diarrhea and abdominal cramps. Cryptosporidium may be spread through means other than drinking water. Most healthy individuals can overcome the disease within a few weeks. However, immunocompromised people are at risk of developing a potentially life-threatening illness.

Although filtration removes the pathogen, the most commonly used filtration methods cannot guarantee 100% removal. The RWSA makes every effort to optimize the filtration process at all of the WTPs to ensure the greatest degree of Cryptosporidium removal. Based on the results of recent studies, **our water sources have been placed in the lowest risk category for exposure to Cryptosporidium.**



# Fluoride

The naturally occurring fluoride content of our source waters is quite low. Therefore, fluoride is added to your water at the treatment plants to promote good dental health. Fluoridation of drinking water was first introduced in the U.S. in the 1940s, and the Centers for Disease Control and Prevention named it one of the 10 great public health achievements of the 20th century.

In 2011, the U.S. Department of Health and Human Services (DHHS), jointly with the U.S. Environmental Protection Agency (EPA), recommended that the level of fluoride added to drinking water be reduced from a range of 0.7-1.2 ppm to 0.7 ppm. The RWSA made immediate changes at all treatment plants.

The main reason for this action is that Americans have access to more sources of fluoride than they did decades ago. In addition to the fluoride added to many public water supplies, it is found in toothpastes and mouth rinses and is routinely applied to children's teeth by dental professionals.

DHHS officially decreased the recommended level of fluoride in drinking water to 0.7 ppm in 2015. The range of fluoride added to your water in 2025 was 0.68-0.87 parts per million (ppm).

Any changes in water fluoridation will largely be based on guidance from the Virginia Department of Health.





## UCMR 5

The federal Safe Drinking Water Act amendments of 1996 require the EPA to publish a list of 30 unregulated contaminants every five (5) years. These are contaminants in treated water that are currently unregulated yet are of concern to the safety of drinking water supplies should the contaminants be present above a certain threshold. The contaminants are tested by public water supplies across the country over a three-year period. This monitoring requirement is known as the Unregulated Contaminant Monitoring Rule (UCMR), and nationwide testing concluded in 2025.

The 30 contaminants for UCMR 5 included 29 PFAS compounds and the metal lithium. The extreme focus on the PFAS compounds mirrors the attention these chemicals have received in the past few years.


The RWSA was required to sample quarterly for a 12-month period at the South Rivanna and Observatory treatment plants serving the Urban system and at the Crozet treatment plant for the separate Crozet system. Samples were collected between May 2023 and February 2024 and analyzed by a major certified laboratory in the Midwest.

We are very pleased to report that there were **no detectable compounds** in any of the 12 samples (three sample locations for four events). The detection limits for the PFAS compounds were from 2-5 parts per trillion (ppt), and for lithium it was 9 parts per billion (ppb).

This is yet another testament to the quality of the drinking water we deliver to you, our customer.

The EPA is currently reviewing all data collected. Regulations were set for the PFAS compounds PFOA and PFOS (included in the UCMR 5 list) in April 2024. See the section on PFAS for additional information.

# Potential Health Risks Associated With These Contaminants



## Total and Fecal Coliform Bacteria

Coliforms are a large group of bacteria that are naturally present in the environment and are used as an indicator that other potentially harmful bacteria may be present. Fecal coliform bacteria, *E. coli* in particular, indicate a likely contamination from human or animal wastes. These microorganisms can result in short-term effects such as nausea, headache, cramps and diarrhea, and they pose a special health risk for infants, young children, the aged and those with severely compromised immune systems.



## Turbidity


Turbidity is a measure of the clarity of water. On its own, elevated turbidity generally has no health effects. However, turbid water can interfere with disinfection and may provide a medium for microbial growth. Elevated turbidity may also indicate the presence of disease-causing organisms, including bacteria, viruses or parasites that can cause such symptoms as nausea, headache, cramps and diarrhea.



## Combined Radium, Gross Alpha and Gross Beta


These are naturally occurring forms of radiation, resulting from certain minerals that are radioactive. When these minerals are eroded into the source water, radiation in the water may result. Some people who drink water containing radium or alpha or beta emitters over many years may have an increased risk of getting cancer.

# Potential Health Risks Associated With These Contaminants



## Lead and Copper

The USEPA Lead and Copper Rule mandates a household testing program for these metals, and the values reported in the chart are from samples that were collected from select households. Infants and children who drink water containing lead in excess of the Action Level could experience delays in physical or mental development. Children could show deficits in attention span and learning abilities. Adults who drink this water over many years could possibly develop kidney problems or high blood pressure. **See the earlier section for additional information on lead.**



Copper is an essential nutrient, but some who drink water containing copper in excess of the Action Level could experience gastrointestinal distress in a relatively short period of time. Some who drink this water over many years could develop kidney or liver damage. Individuals with Wilson's disease should consult their doctor.



## Barium

Barium is a metal that is naturally occurring in rock and the soil. Some people who drink water containing barium in excess of the MCL over many years may experience an increase in their blood pressure.



## Fluoride

Fluoride is an element added at the water treatment plants to promote strong teeth. Some people who drink water containing fluoride in excess of the MCL over many years could develop bone disease with pain and tenderness of the bones. Children who drink water containing fluoride in excess of the MCL may develop mottled teeth. **See the separate section for additional information on fluoride.**



## Chlorine

Chlorine is added at the treatment plant to inactivate disease-causing microbes. Some people who use water containing chlorine in excess of the MRDL could experience irritation of the eyes, nose and skin. Some people who drink water containing chlorine well in excess of the MRDL could experience stomach discomfort.

# Potential Health Risks Associated With These Contaminants



## Nitrate

Nitrate is a form of nitrogen found primarily in fertilizers, sewage and runoff from natural deposits. Infants below the age of six months who drink water containing nitrate in excess of the MCL could develop "blue baby syndrome" in which there is a bluish coloration of the skin and shortness of breath. The infant can become seriously ill and, if untreated, may die.



## Trihalomethanes and Haloacetic Acids

These are compounds formed by the interaction of chlorine with naturally occurring organic matter, and they are sometimes referred to as disinfection byproducts. Chlorine is added at the treatment plant to deactivate disease-causing microbes, and organic matter is naturally present from leaves and decaying plants in the reservoirs and streams.

Some people who drink water containing these compounds in excess of the MCL over many years may experience problems with their liver, kidneys or central nervous system and may have an increased risk of getting cancer.

## What If I Am Immunocompromised?

Some people may be more vulnerable to contaminants in drinking water than the general population. Immunocompromised persons, such as those undergoing chemotherapy, people who have undergone organ transplants, persons with HIV/AIDS or other immune system disorders, and some elderly and infants can be particularly at risk from infections. These people should seek advice about drinking water from their healthcare providers.

EPA and CDC guidelines on appropriate means to lessen the risk of infection by *Cryptosporidium* and other microbial contaminants are available from EPA's Safe Drinking Water Hotline (800-426-4791) or by visiting their website ([www.epa.gov/safewater](http://www.epa.gov/safewater)).

# 2025 Water Quality Test Results

Primary Standards - Potential Health Risk	MCLG	MCL	Scottsville Water Results	# Samples > AL	Range of Detections	Violation?	Typical Source of Contaminant
<b>MICROBIOLOGICAL ORGANISMS; RELATED MEASUREMENTS</b>							
Total Coliform Bacteria (1)	0	Presence in >1 sample per month	0 per month (2)	N/A	0 per month	No (2)	Naturally present in the environment
Fecal Coliform Bacteria (1)	0	See footnote (3)	0 per month (2)	N/A	0 per month	No (2)	Human and animal fecal waste
Turbidity (max. single value)	N/A	1 (4)	0.09 NTU	N/A	N/A	No	Soil runoff
Turbidity (% of monthly samples below 0.3 NTU)	N/A	At least 95% (4)	100%	N/A	N/A	No	Soil runoff
<b>RADIOACTIVE COMPOUNDS</b>							
Combined Radium (5)	0 pCi/l	5 pCi/l	0.7 pCi/l	N/A	N/A	No	Erosion of natural deposits
Gross Alpha (5)	0 pCi/l	15 pCi/l	< 0.23 pCi/l	N/A	N/A	No	Decay of natural deposits
Gross Beta (5,6)	0 pCi/l	50 pCi/l	2.2 pCi/l	N/A	N/A	No	Erosion of natural deposits



Primary Standards - Potential Health Risk	MCLG	MCL	Scottsville Water Results	# Samples > AL	Range of Detections	Violation?	Typical Source of Contaminant
<b>INORGANIC COMPOUNDS</b>							
Lead (7)	0 ppb	15 ppb (AL)	< 2.00 ppb (8)	0	All < 2.00 ppb	No	Corrosion of household plumbing
Copper (7)	1.3 ppm	1.3 ppm (AL)	0.038 ppm (8)	0	< 0.020 - 0.093 ppm	No	Corrosion of household plumbing; erosion of natural deposits
Barium	2 ppm	2 ppm	0.024 ppm	N/A	N/A	No	Erosion of natural deposits; drilling waste discharges
Fluoride	4 ppm	4 ppm	0.74 ppm	N/A	0.68 - 0.87 ppm	No	Water additive that promotes strong teeth
Nitrates	10 ppm	10 ppm	0.80 ppm	N/A	N/A	No	Fertilizer runoff
<b>DISINFECTION &amp; DISINFECTION BYPRODUCT CONTAMINANTS</b>							
Free Residual Chlorine	MRDL = 4 ppm	MRDLG = 4 ppm	1.17 ppm (9)	N/A	0.51 - 1.88 ppm	No	Water additive to control microbes (disinfectant)
Total Trihalomethanes (TTHMs)	0	80 ppb	44 ppb (10)	N/A	20 - 62 ppb	No	Disinfection byproduct
Haloacetic Acids (HAAs)	0	60 ppb	21 ppb (10)	N/A	12 - 29 ppb	No	Disinfection byproduct



Secondary Standards / Aesthetic Factors	MCLG	MCL	Scottsville Water Results	# Samples > AL	Range of Detections	Violation?	Typical Source of Contaminant
Chloride	N/A	250 ppm	15.8 ppm	N/A	N/A	No	Runoff/leaching of natural deposits
Iron	N/A	0.3 ppm	< 0.05 ppm	N/A	N/A	No	Runoff/leaching of natural deposits
Manganese	N/A	0.05 ppm	< 0.01 ppm	N/A	N/A	No	Runoff/leaching of natural deposits
pH	N/A	6.5 - 8.5 S.U.	7.4 - 7.6 (monthly avg.)	N/A	7.4 - 7.6 (monthly avg.)	No	Runoff/leaching of natural deposits
Sulfate	N/A	250 ppm	41.4 ppm	N/A	N/A	No	Runoff/leaching of natural deposits
Total Dissolved Solids	N/A	500 ppm	182 ppm	N/A	N/A	No	Runoff/leaching of natural deposits
<b>OTHER PARAMETERS OF INTEREST</b>							
Alkalinity	N/A	N/A	53 - 86 ppm (monthly avg.)	N/A	53 - 86 ppm (monthly avg.)	N/A	Runoff/leaching of limestone minerals
Conductivity	N/A	N/A	302 micromhos/cm	N/A	N/A	N/A	Runoff/leaching of natural deposits
Hardness	N/A	N/A	47 ppm	N/A	N/A	N/A	Runoff/leaching of limestone minerals
Sodium	N/A	N/A	42.6 ppm	N/A	N/A	N/A	Runoff/leaching of natural deposits



# What Do All the Numbers Mean?

First, they show your drinking water met or exceeded all regulatory requirements during 2025. We are fortunate to have reliable sources for your drinking water needs and well-operated treatment facilities. The data provide you with details on each potentially harmful contaminant or compound detected in your drinking water, as well as on aesthetic factors (such as pH) and other parameters of interest (such as hardness).

## Footnotes

(1) Unit of measurement for total and fecal coliform bacteria is the presence or absence of bacteria in a 100 ml sample.

(2) Of the 72 routine samples collected in 2025, **no sample indicated the presence of total coliform or fecal coliform bacteria.**

(3) Fecal coliform MCL: A routine sample and a repeat sample are total coliform positive, and at least one is also fecal coliform positive.

(4) The MCL for turbidity is for no single measurement to exceed 1 NTU and for 95% of all measurements to be below 0.3 NTU.

(5) Sampled in 2024. To be sampled again in 2031.

(6) The EPA considers 50 pCi/l to be the level of concern for beta particles.

(7) Last sampled in 2025 from ten select, high-risk residences. To be sampled again in 2028.

(8) The value reported is the 90th percentile of all data (10 samples) collected.

(9) The value reported is the highest running annual average. Range is all individual samples.

(10) TTHM and HAA results are averaged over four quarters at each sampling location to determine compliance with the MCL. Range of detections is from 2025, but "Results" includes late 2024 and 2025.

# Definitions

**Maximum Contaminant Level Goal (MCLG):** The level of a contaminant in drinking water below which there is no known or expected health risk. MCLGs allow for a margin of safety.

**Maximum Contaminant Level (MCL):** The highest level of a contaminant that is allowed in drinking water by the EPA/VDH. MCLs are as close to the MCLGs as possible using the best available treatment technology.

**Maximum Residual Disinfectant Level (MRDL):** The highest level of a disinfectant allowed in drinking water by the EPA/VDH. The addition of a disinfectant is necessary for control of microbial contaminants.

**Maximum Residual Disinfectant Level Goal (MRDLG):** The level of a drinking water disinfectant below which there is no known or expected risk to public health.

**ppm:** Parts per million or milligrams per liter (mg/l). One part substance per million parts of a solution.

**ppb:** Parts per billion or micrograms per liter (ug/l). One part substance per billion parts of a solution.

**ppt:** Parts per trillion or nanograms per liter (ng/l). One part substance per trillion parts of a solution.

**pCi/l:** Picocuries per liter. This is a measure of radioactivity.

**Nephelometric Turbidity Unit (NTU):** A measure of the clarity of water. Turbidity in excess of 5 NTU is just noticeable to the average person.

**Action Level (AL):** The concentration of a contaminant, which, if exceeded, triggers treatment or other actions by the water provider. This term is typically limited to discussions of lead and copper concentrations.

**Standard Units (S.U.):** This is a measure of pH.

**N/A:** Not applicable.

**<:** Less than.